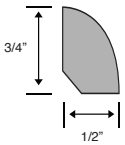




Find all the essentials transitions and moldings you need to complete your project.

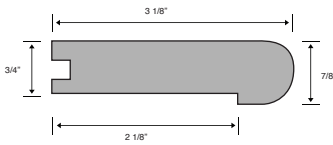
Find your molding in 2 easy steps:

1) Choose Your Transition



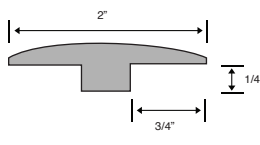
Shoe Molding

Shoe Molding is used around the perimeter of the floor to cover the expansion gap left during installation.



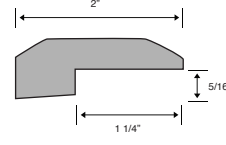
Stair Nosing

Molding used to transition to a step down. Used to provide a finished, rounded edge at the top of a stair case.



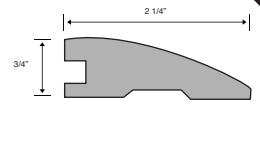
T Molding

Molding used to transition between two floors that are the same height. Most commonly used for wood to wood transitions.



Threshold

Molding used to transition between two floors of different heights. Most commonly used for wood to carpet transitions.



3/4 Reducer

Molding used to transition the full height of a solid hardwood. Most commonly used for wood to vinyl transitions.

2) Choose Your Color



48HI



48MA




48RO




49



50



174




243



384



492



932




1167




1168



1527



1529



1531